





Practical worlds of learning:



applied learning as a framework for literacy resources



Jan Hagston, Multifangled

jan@multifangled.com.au


0418 526 555

03 9687 3553



ACTIVITY

What is applied learning?



What is applied learning?

Dewey (1938)

- Experience is the best teacher
- It is important to include learning as part of the learning process
- Separation of the active doing from the passive underdoing phase destroys the meaning of the experience.

Constructivists (D. Jonassen, 1999)

- Knowledge is built by the learner not supplied by the teacher
- Students must construct a product, make a decision or solve problems
- Engage in solving authentic problems where the student assumes ownership of the problem.

Gee (1990, 1996, 2004 +)

- Good learning requires students to be active agents (producers) not just passive recipients (consumers)
- People do not like practicing skills out of context
- Humans ... think through experiences they have had

The applied learning principles

Principle 1 :	Start where learners are at.
Principle 2 :	Utilise student interest to negotiate the curriculum . Make it relevant!
Principle 3 :	Share Knowledge . Learn from everyone!
Principle 4 :	Connect with communities and real life experiences.
Principle 5 :	Build resilience, confidence and self worth – consider the whole person.
Principle 6 :	Integrate learning . Learning should reflect the integration of skills & knowledge that occurs in real life tasks.
Principle 7 :	Everyone learns differently. Value and promote different learning styles .
Principle 8 :	Assess appropriately . Use the assessment method that best 'fits the learning content and context.

My take on applied learning

3 key characteristics of applied learning

1. Integrate different content areas
2. Links to the real world
3. Links practice and theory / theory and practice



*We had the experience
but missed the
meaning*

TS Elliot

ACTIVITY

Literacy and numeracy in the community



Literacy in the community

Present it ...

Texts, numbers and graphics in my
community



ACTIVITY

Sticky questions

1. What literacy skills are being developed in the activity?
2. How do you support students in developing skills when they undertake activities like this?

